

This article was downloaded by:

On: 27 January 2011

Access details: *Access Details: Free Access*

Publisher *Taylor & Francis*

Informa Ltd Registered in England and Wales Registered Number: 1072954 Registered office: Mortimer House, 37-41 Mortimer Street, London W1T 3JH, UK



Organic Preparations and Procedures International

Publication details, including instructions for authors and subscription information:

<http://www.informaworld.com/smpp/title~content=t902189982>

AN IMPROVED SYNTHESIS OF 1-(*t*-BUTYLOXYCARBONYL)-3-(BROMOMETHYL)INDOLE

T. K. Venkatachalam^a; S. Mzengeza^a; M. Diksic^a

^a Montreal Neurological Institute, and Department of Neurology and Neurosurgery McGill University, Montreal, Canada

To cite this Article Venkatachalam, T. K. , Mzengeza, S. and Diksic, M.(1993) 'AN IMPROVED SYNTHESIS OF 1-(*t*-BUTYLOXYCARBONYL)-3-(BROMOMETHYL)INDOLE', *Organic Preparations and Procedures International*, 25: 2, 249 – 251

To link to this Article: DOI: 10.1080/00304949309457958

URL: <http://dx.doi.org/10.1080/00304949309457958>

PLEASE SCROLL DOWN FOR ARTICLE

Full terms and conditions of use: <http://www.informaworld.com/terms-and-conditions-of-access.pdf>

This article may be used for research, teaching and private study purposes. Any substantial or systematic reproduction, re-distribution, re-selling, loan or sub-licensing, systematic supply or distribution in any form to anyone is expressly forbidden.

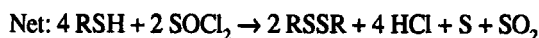
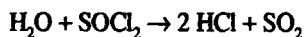
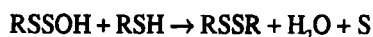
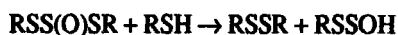
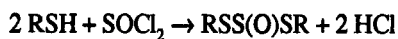
The publisher does not give any warranty express or implied or make any representation that the contents will be complete or accurate or up to date. The accuracy of any instructions, formulae and drug doses should be independently verified with primary sources. The publisher shall not be liable for any loss, actions, claims, proceedings, demand or costs or damages whatsoever or howsoever caused arising directly or indirectly in connection with or arising out of the use of this material.

5. Sulfuric acid oxidizes the mercaptan to the sulfenic acid according to the following equation:



6. A. Vogel, "Practical Organic Chemistry", 4th Edition, p. 61, Longmans, London, 1978.

7. Thionyl chloride oxidizes the mercaptan to the disulfide,^{1a} probably according to the following equations:



AN IMPROVED SYNTHESIS OF

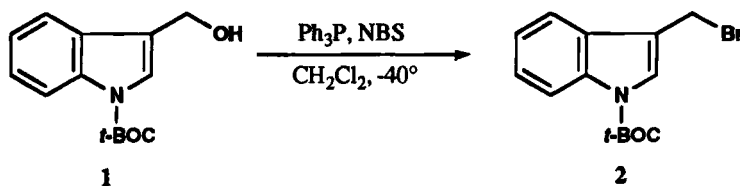
1-(*t*-BUTYLOXYCARBONYL)-3-(BROMOMETHYL)INDOLE

Submitted by
(11/16/92)

T. K. Venkatachalam, S. Mzengeza and M. Diksic*

Montreal Neurological Institute, and
Department of Neurology and Neurosurgery
McGill University, 3801 University Street, Montreal, CANADA H3A 2B4

Indolylmethyl bromide **2** has been used in the asymmetric synthesis of α -methyl-L-tryptophan via the chiral glycine synthons by Seebach's¹ and Schöllkopf's groups.² We have been interested in the asymmetric synthesis of ¹⁴C and ¹¹C labelled α -methyl-L-tryptophan.³ These radiopharmaceuticals are important in the *in vivo* study of the synthesis of the neurotransmitter, serotonin, using both autoradiography⁴ and positron emission tomography.⁵ Brain serotonin alteration has been implicated in neurological diseases⁶ (e. g. schizophrenia, disorders of appetite, mood, sexual behaviour and sleep).⁷ All our attempts to prepare indolylmethyl bromide **2** from the corresponding indolylmethyl alcohol **1**



using the procedure reported by Schöllkopf² gave either very low yields of the bromide or as in many instances no product at all. The failure of this procedure which involves bromination with bromine and triphenylphosphine is probably due to side-reactions; the hydrogen bromide produced during the reaction cleaves the *N*-*t*-Boc. However, the addition of Et₃N to avoid cleavage of the protecting group failed to improve the yield of the product. Furthermore, the literature^{1,2} methods require three days and neither characterization and yields nor analytical data of the indolylmethyl bromide were reported.^{1,2} Herein, we report a reproducible procedure which gives good yields of **2**.

The advantages of the present method are that the succinimide produced can be removed from the reaction mixture by extraction with CCl₄, the reaction is clean and complete in 12 hrs. Recently a similar preparation of a related 3-(bromomethyl)indole has been reported.⁸

EXPERIMENTAL SECTION

Glassware was oven dried at 110° prior to use. Solvents such as methylene chloride, carbon tetrachloride, acetonitrile, hexane and ethyl acetate were distilled from CaH₂ under argon and stored under argon. 1-(*t*-Butyloxycarbonyl)-3-(hydroxymethyl)indole **1** was obtained from Bis-Chem Inc., Montreal, Canada and it can also be synthesized using Schöllkopf's procedure.² *N*-Bromosuccinimide was recrystallized from water and dried under vacuum for several days prior to use, melting points were determined on a Mel-Temp apparatus and are uncorrected. ¹H NMR spectra were obtained on a Varian 400MHz spectrometer using TMS as an internal standard while ¹³C-NMR spectra were determined on a Varian XL-300 spectrometer. IR spectra were recorded with an Analect AQS-18 FT-IR spectrometer. Mass spectra utilizing chemical ionization were obtained with a HP5980-A quadrupole mass spectrometer. The elemental analysis was performed by the Guelph Chemical Laboratories Ltd., Guelph, Ontario. TLCs were carried out on Analtech Uniplate TLC plates (Cat. No. 47521). Temperature of -40° was obtained using Flexicool cooling probe immersed in acetone solvent.

1-(*t*-Butyloxycarbonyl)-3-(bromomethyl)indole. - To 2.47g (10 mmol) of 1-(*t*-butyloxycarbonyl)-3-(hydroxymethyl)indole (**1**) under an argon atmosphere in an oven-dried 250 ml RB flask, was added 100 ml of dry methylene chloride using a syringe; the contents were stirred and cooled to -40° for 0.5 hr. Then a solution of 3.14g (12 mmol) of triphenylphosphine in 20 ml of dry methylene chloride was added slowly while the bath temperature was maintained at -40°. The contents were stirred for an additional 0.5 hr and *N*-bromosuccinimide (1.96 g, 11 mmol) was added portionwise to the mixture and the contents were allowed to stir at -40° for 12 hrs. A deep orange-brown colored solution was obtained. Evaporation of the contents *in vacuo* to 3-5 ml resulted in a sticky mass. To this was added 50 ml of dry CCl₄ and the contents were stirred for 0.5 hr. The precipitate was filtered using a fritted funnel and discarded. The filtrate was evaporated to yield a solid to which 150 ml of hexane/EtOAc (4:1) was added and the resulting suspension was filtered through a silica gel pad (200g) under suction. Rapid filtration of the bromide is necessary to minimize decomposition on the silica gel. The resultant filtrate was evaporated *in vacuo* to yield a white solid, which was recrystallized from dry acetonitrile to give 1.89g (60%) of **2**, mp 98° (dec.), lit², mp 97° (dec.). The compound may be stored under argon in the refrigerator for several days without any sign of decomposition.

Rf of 0.8.(hexane/ethyl acetate, 4:1); IR (CHCl₃): 3023, 1734, 1454, 1367, 1272, 1259, 1237, 1226, 1156, 1084, 756 cm⁻¹; ¹H NMR (CDCl₃): δ 6.12 (d,CH), 7.2-7.7 (m,Ar), 4.65 (s,3CH₂), 1.63 (s,t-Bu); ¹³C NMR (CDCl₃): δ 149.3, 135.7, 128.7, 124.9, 122.8, 119.3, 117.1, 115.4, 84.1, 36.4, 28.1, 24.4; MS (CI; NH₃) m/e: 309(M⁺), 311(M+2), 230(M-Br).

Anal. Calcd. for C₁₄H₁₆BrNO₂: C, 54.21; H, 5.19; N, 4.52; Br, 25.75

Found: C, 54.53; H, 5.15; N, 4.64; Br, 25.71

ACKNOWLEDGEMENT.- This work was supported in part by the MRC grant SP-30, MA-10232, and the UPHS RO1 NS29629-02. We express our thanks to Dean Jolly and Donald Porter for their continued help, Dr. Joe Tauskela for help with the NMR.

REFERENCES

1. M. Gander-Coquoz and D. Seebach, *Helv. Chem. Acta.*, **71**, 224 (1988).
2. U. Schöllkopf, R. Lonsky and P. Lehr, *Ann.*, 413 (1985).
3. T. Chaly and M. Diksic, *J. Nucl. Med.*, **29**, 370 (1988).
4. S. Nagahiro, A. Takada, M. Diksic, T.L. Sourkes, K. Missala and Y.L. Yamamoto, *J. Cereb Blood Flow Metab.*, **10**, 13 (1990).
5. M. Diksic, S. Nagahiro, T. Chaly, T.L. Sourkes, Y.L. Yamamoto and W. Feindel, *J. Neurochem.*, **56**, 155 (1991).
6. W. F. Byerly and C. Risch, *J. Clin. Psychopharmacol.*, **5**, 191 (1985).
7. G. Sedvall, "Serotonin Current Aspects and Neurochemistry and Function", pp. 719-725, B. Haber, S. Grabay, M. R. Issidorides and S. G. A. Alivisatos, Eds., Plenum Press, New York, NY, 1981.
8. M. S. Allen, L. K. Hamaker, A. J. LaLoggia and J.M. Cook, *Syn. Commun.*, **22**, 2077 (1992).
